

ORDINANCE NO. 11-039

**AS AMENDED BY AMENDMENT NUMBER 1
THE ANNUAL OPERATING BUDGET OF NEW CASTLE COUNTY
FOR THE FISCAL YEAR BEGINNING JULY 1, 2011**

WHEREAS, County Council has adopted revenue measures which together with any reserves shall, in the opinion of the County Executive, be estimated to yield sums at least sufficient to balance the proposed expenditures as set forth herein.

NOW, THEREFORE, THE COUNTY OF NEW CASTLE HEREBY ORDAINS:

Section 1. County Council hereby ordains the taxes and other revenue measures which the County Executive has certified as yielding sufficient revenue, together with any available surplus, to balance the Annual Operating Budget of New Castle County for the fiscal year beginning July 1, 2011, and ending June 30, 2012.


Section 2. Exhibit "A," entitled "Departmental Operating Budget," consisting of eight (8) pages, attached hereto and made a part hereof, is adopted as the Annual Operating Budget of Appropriations to the respective departments, offices, and services for the fiscal year beginning July 1, 2011, and ending June 30, 2012.

Section 3. Exhibit "B," entitled "Operating Budget Components," consisting of one (1) page, attached hereto and made a part hereof, representing the component budgets encompassed by the "Departmental Operating Budget" for the fiscal year beginning July 1, 2011, and ending June 30, 2012.

Section 4. This amendment becomes effective upon passage by New Castle County Council or as otherwise provided by 9 *Del. C.* Section 1156.


Section 5. The provisions in this ordinance shall become effective on July 1, 2011.

Adopted by County Council
of New Castle County on: 5/24/11



President of County Council
of New Castle County

Approved on:



County Executive
New Castle County

SYNOPSIS: This ordinance authorizes the Annual Operating Budget of New Castle County for the fiscal year beginning July 1, 2011, and ending June 30, 2012.

Exhibit "A" provides a summary of appropriations to department, row office, and non-departmental operating budgets.

Exhibit "B" provides the component budgets (i.e. General Operating, Local Service Function, Sewer, Crossing Guard and Street Lighting) encompassed by Exhibit "A".

FISCAL NOTE: This ordinance embodies, by detailed appropriation, by object of expenditure for each department and office (Exhibit "A") as required by State Law, and, by component budgets supported by various revenue measures (Exhibit "B"), the County's Annual Operating Budget for Fiscal Year 2012.

The fiscal impact of this ordinance is the authorization to expend \$241,916,972 in Fiscal Year 2012.

This ordinance has no explicit impact on subsequent fiscal years, as the Operating Budget is legislated annually by County Council.


A handwritten signature in black ink, appearing to be "Ed M. ...", is written over the text of the final paragraph.

EXHIBIT "A"
DEPARTMENTAL OPERATING BUDGET

COUNTY COUNCIL

Personal Services - Salaries & Wages	\$	1,816,572
Personal Services - Employee Benefits		869,344
Training and Civic Expenses		77,806
Communications & Utilities		21,638
Materials & Supplies		31,344
Contractual Services		368,373
Equipment Replacement/Addition		1,600
Grants & Fixed Charges		0
Debt Service		0
Land & Structures		0
Contingency		0
Intragovernmental Services		0
Total	\$	3,186,677
Total Authorized Full-Time Positions	33	

COUNTY EXECUTIVE

Personal Services - Salaries & Wages	\$	1,139,432
Personal Services - Employee Benefits		553,764
Training and Civic Expenses		38,904
Communications & Utilities		17,100
Materials & Supplies		21,388
Contractual Services		133,469
Equipment Replacement/Addition		1,000
Grants & Fixed Charges		40,000
Debt Service		0
Land & Structures		0
Contingency		0
Intragovernmental Services		0
Total	\$	1,945,057
Total Authorized Full-Time Positions	13	

DEPARTMENT OF ADMINISTRATION

Personal Services - Salaries & Wages	\$	9,360,822
Personal Services - Employee Benefits		4,559,582
Training and Civic Expenses		83,379
Communications & Utilities		5,402,625
Materials & Supplies		190,072
Contractual Services		5,971,418
Equipment Replacement/Addition		824,300
Grants & Fixed Charges		3,094,100
Debt Service		0
Land & Structures		0
Contingency		0
Intragovernmental Services		(12,732,904)
Total	\$	16,753,394
Total Authorized Full-Time Positions	137	

DEPARTMENT OF SPECIAL SERVICES

Personal Services - Salaries & Wages	\$	20,697,399
Personal Services - Employee Benefits		10,332,559
Training and Civic Expenses		34,502
Communications & Utilities		22,119,402
Materials & Supplies		4,207,640
Contractual Services		10,694,605
Equipment Replacement/Addition		4,510,874
Grants & Fixed Charges		1,241,900
Debt Service		0
Land & Structures		60,000
Contingency		0
Intragovernmental Services		(9,351,075)
Total	\$	64,547,806
Total Authorized Full-Time Positions	405	

DEPARTMENT OF LAND USE

Personal Services - Salaries & Wages	\$	8,287,141
Personal Services - Employee Benefits		4,009,979
Training and Civic Expenses		21,906
Communications & Utilities		119,600
Materials & Supplies		108,362
Contractual Services		1,414,301
Equipment Replacement/Addition		5,600
Grants & Fixed Charges		31,500
Debt Service		0
Land & Structures		0
Contingency		0
Intragovernmental Services		0
Total	\$	13,998,389
Total Authorized Full-Time Positions	138	

DEPARTMENT OF COMMUNITY SERVICES

Personal Services - Salaries & Wages	\$	6,969,538
Personal Services - Employee Benefits		3,026,261
Training and Civic Expenses		2,960
Communications & Utilities		756,975
Materials & Supplies		787,798
Contractual Services		2,595,430
Equipment Replacement/Addition		900
Grants & Fixed Charges		2,962,344
Debt Service		0
Land & Structures		0
Contingency		0
Intragovernmental Services		0
Total	\$	17,102,206
Total Authorized Full-Time Positions	151	

DEPARTMENT OF PUBLIC SAFETY

Personal Services - Salaries & Wages	\$	43,625,274
Personal Services - Employee Benefits		21,100,454
Training and Civic Expenses		66,052
Communications & Utilities		629,614
Materials & Supplies		542,729
Contractual Services		10,841,640
Equipment Replacement/Addition		45,300
Grants & Fixed Charges		3,561,788
Debt Service		0
Land & Structures		0
Contingency		0
Intragovernmental Services		0
Total	\$	80,412,851
Total Authorized Full-Time Positions	611	

PROTHONOTARY

Personal Services - Salaries & Wages	\$	0
Personal Services - Employee Benefits		35,500
Training and Civic Expenses		0
Communications & Utilities		0
Materials & Supplies		0
Contractual Services		0
Equipment Replacement/Addition		0
Grants & Fixed Charges		0
Debt Service		0
Land & Structures		0
Contingency		0
Intragovernmental Services		0
Total	\$	35,500
Total Authorized Full-Time Positions	0	

REGISTER IN CHANCERY

Personal Services - Salaries & Wages	\$	165,759
Personal Services - Employee Benefits		80,559
Training and Civic Expenses		0
Communications & Utilities		0
Materials & Supplies		0
Contractual Services		9,674
Equipment Replacement/Addition		0
Grants & Fixed Charges		0
Debt Service		0
Land & Structures		0
Contingency		0
Intragovernmental Services		0
Total	\$	255,992
Total Authorized Full-Time Positions	3	

REGISTER OF WILLS

Personal Services - Salaries & Wages	\$	912,716
Personal Services - Employee Benefits		443,580
Training and Civic Expenses		3,567
Communications & Utilities		8,600
Materials & Supplies		8,400
Contractual Services		86,228
Equipment Replacement/Addition		800
Grants & Fixed Charges		0
Debt Service		0
Land & Structures		0
Contingency		0
Intragovernmental Services		0
Total	\$	1,463,891
Total Authorized Full-Time Positions	19	

RECORDER OF DEEDS

Personal Services - Salaries & Wages	\$	1,332,617
Personal Services - Employee Benefits		636,844
Training and Civic Expenses		10,390
Communications & Utilities		29,075
Materials & Supplies		13,450
Contractual Services		225,385
Equipment Replacement/Addition		11,000
Grants & Fixed Charges		10,350
Debt Service		0
Land & Structures		0
Contingency		0
Intragovernmental Services		0
Total	\$	2,269,111
Total Authorized Full-Time Positions	28	

SHERIFF

Personal Services - Salaries & Wages	\$	1,030,762
Personal Services - Employee Benefits		503,721
Training and Civic Expenses		10,940
Communications & Utilities		16,447
Materials & Supplies		17,719
Contractual Services		199,812
Equipment Replacement/Addition		5,000
Grants & Fixed Charges		100,000
Debt Service		0
Land & Structures		0
Contingency		0
Intragovernmental Services		0
Total	\$	1,884,401
Total Authorized Full-Time Positions	20	

CLERK OF THE PEACE

Personal Services - Salaries & Wages	\$	333,115
Personal Services - Employee Benefits		161,894
Training and Civic Expenses		535
Communications & Utilities		2,925
Materials & Supplies		699
Contractual Services		43,225
Equipment Replacement/Addition		0
Grants & Fixed Charges		0
Debt Service		0
Land & Structures		0
Contingency		0
Intragovernmental Services		0
Total	\$	542,393
Total Authorized Full-Time Positions	6	

DEBT SERVICE

Personal Services - Salaries & Wages	\$	0
Personal Services - Employee Benefits		0
Training and Civic Expenses		0
Communications & Utilities		0
Materials & Supplies		0
Contractual Services		0
Equipment Replacement/Addition		0
Grants & Fixed Charges		0
Debt Service		37,665,216
Land & Structures		0
Contingency		0
Intragovernmental Services		0
Total	\$	37,665,216
Total Authorized Full-Time Positions	0	

GENERAL INSURANCE

Personal Services - Salaries & Wages	\$	0
Personal Services - Employee Benefits		0
Training and Civic Expenses		0
Communications & Utilities		0
Materials & Supplies		0
Contractual Services		21,000
Equipment Replacement/Addition		0
Grants & Fixed Charges		771,000
Debt Service		0
Land & Structures		0
Contingency		0
Intragovernmental Services		0
Total	\$	792,000
Total Authorized Full-Time Positions	0	

ETHICS COMMISSION

Personal Services - Salaries & Wages	\$	33,150
Personal Services - Employee Benefits		3,315
Training and Civic Expenses		9,525
Communications & Utilities		3,200
Materials & Supplies		2,350
Contractual Services		160,463
Equipment Replacement/Addition		500
Grants & Fixed Charges		0
Debt Service		0
Land & Structures		0
Contingency		0
Intragovernmental Services		0
Total	\$	212,503
Total Authorized Full-Time Positions	0	

COUNCIL CONTINGENCY

Personal Services - Salaries & Wages	\$	0
Personal Services - Employee Benefits		0
Training and Civic Expenses		0
Communications & Utilities		0
Materials & Supplies		0
Contractual Services		0
Equipment Replacement/Addition		0
Grants & Fixed Charges		0
Debt Service		0
Land & Structures		0
Contingency		200,000
Intragovernmental Services		0
Total	\$	200,000
Total Authorized Full-Time Positions	0	

EXECUTIVE CONTINGENCY

Personal Services - Salaries & Wages	\$	0
Personal Services - Employee Benefits		0
Training and Civic Expenses		0
Communications & Utilities		0
Materials & Supplies		0
Contractual Services		0
Equipment Replacement/Addition		0
Grants & Fixed Charges		0
Debt Service		0
Land & Structures		0
Contingency		300,000
Intragovernmental Services		0
Total	\$	300,000
Total Authorized Full-Time Positions	0	

SEVERANCE CONTINGENCY

Personal Services - Salaries & Wages	\$	0
Personal Services - Employee Benefits		0
Training and Civic Expenses		0
Communications & Utilities		0
Materials & Supplies		0
Contractual Services		0
Equipment Replacement/Addition		0
Grants & Fixed Charges		0
Debt Service		0
Land & Structures		0
Contingency		300,000
Intragovernmental Services		0
Total	\$	300,000
Total Authorized Full-Time Positions	0	

SALARY ADJUSTMENT CONTINGENCY

Personal Services - Salaries & Wages	\$	0
Personal Services - Employee Benefits		0
Training and Civic Expenses		0
Communications & Utilities		0
Materials & Supplies		0
Contractual Services		0
Equipment Replacement/Addition		0
Grants & Fixed Charges		0
Debt Service		0
Land & Structures		0
Contingency		360,000
Intragovernmental Services		0
Total	\$	360,000
Total Authorized Full-Time Positions	0	

LAYOFFS/REDUCTION IN FORCE CONTINGENCY

Personal Services - Salaries & Wages	\$	(2,310,415)
Personal Services - Employee Benefits		0
Training and Civic Expenses		0
Communications & Utilities		0
Materials & Supplies		0
Contractual Services		0
Equipment Replacement/Addition		0
Grants & Fixed Charges		0
Debt Service		0
Land & Structures		0
Contingency		0
Intragovernmental Services		0
Total	\$	(2,310,415)
Total Authorized Full-Time Positions	0	

SUB-TOTAL NEW CASTLE COUNTY

Personal Services - Salaries & Wages	\$	93,393,882
Personal Services - Employee Benefits		46,317,356
Training and Civic Expenses		360,466
Communications & Utilities		29,127,201
Materials & Supplies		5,931,951
Contractual Services		32,765,023
Equipment Replacement/Addition		5,406,874
Grants & Fixed Charges		11,812,982
Debt Service		37,665,216
Land & Structures		60,000
Contingency		1,160,000
Intragovernmental Services		(22,083,979)

<i>Sub-Total Operating Budget</i>	\$	241,916,972
<i>Total Authorized Full-Time Positions</i>	1564	

RESERVE ACCOUNTS

Tax Stabilization Reserve Account	39,489,081
Sewer Rate Stabilization Reserve Account	13,032,170
General Fund Budget Reserve Account	32,799,508
Sewer Fund Budget Reserve Account	13,816,191

<i>Sub-Total Reserves:</i>	99,136,950
-----------------------------------	-------------------

TOTAL NEW CASTLE COUNTY WITH RESERVES

Personal Services - Salaries & Wages	\$	93,393,882
Personal Services - Employee Benefits		46,317,356
Training and Civic Expenses		360,466
Communications & Utilities		29,127,201
Materials & Supplies		5,931,951
Contractual Services		32,765,023
Equipment Replacement/Addition		5,406,874
Grants & Fixed Charges		11,812,982
Debt Service		37,665,216
Land & Structures		60,000
Contingency		1,160,000
Reserves		99,136,950
Intragovernmental Services		(22,083,979)

<i>Total Operating Budget with Reserves:</i>	\$	341,053,922
<i>Total Authorized Full-Time Positions</i>	1564	

EXHIBIT "B"

OPERATING BUDGET COMPONENTS

FISCAL YEAR 2012

General Operating Budget	\$72,565,102
Local Service Function Budget	91,432,440
Sewer Fund	69,080,955
Street Light Fund	5,072,865
Crossing Guard Fund	3,765,610
<i>Approved Operating Budget</i>	\$241,916,972