

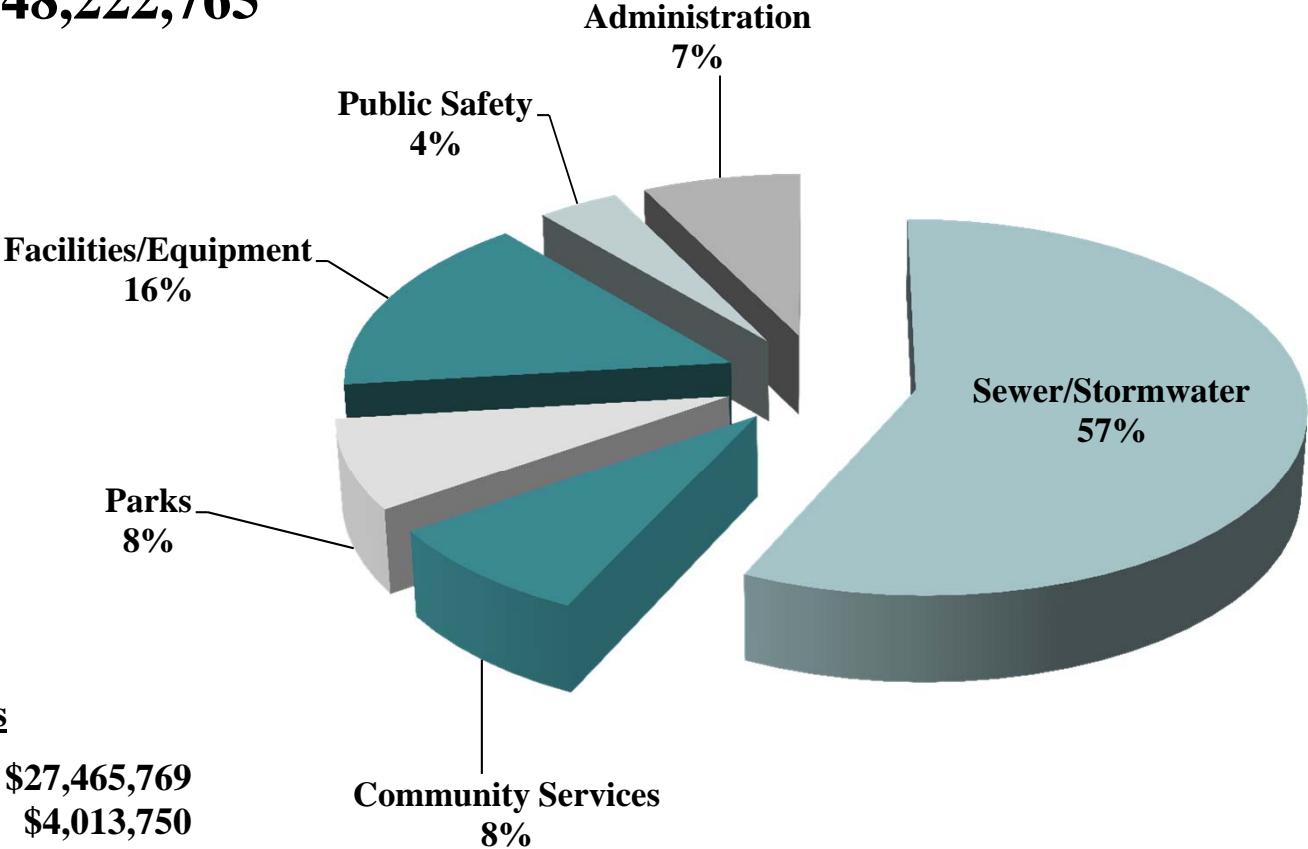


Capital Budget and Program
FY 2019 – FY 2024
Presentation
To County Council

April 9, 2018

FY 2019 Recommended Capital Budget

Capital Budget \$48,222,765



Major Capital Programs

Sewer/Stormwater	\$27,465,769
Community Services	\$4,013,750
Parks	\$3,780,000
Facilities/Equipment	\$7,576,246
Public Safety	\$1,830,000
Administration	\$3,557,000

FY 2019 Capital Budget and Program Summary

SUMMARY - APPROPRIATIONS AND FUNDING

(in thousands)

ALL CAPITAL PROJECTS

	Prior Auth.	Avail. Balance 02/28/18	Obligated Amount 02/28/18	%	FISCAL YEAR						Bal. To Complete	Total Cost
					2019	2020	2021	2022	2023	2024		
PUBLIC WORKS	\$593,246	\$111,968	\$481,278	81%	\$38,822	\$59,680	\$48,986	\$43,077	\$44,601	\$38,950	\$157,950	\$1,025,312
COMMUNITY SERVICES	49,965	9,313	40,652	81%	4,014	9,477	-	-	-	-	-	63,456
PUBLIC SAFETY	29,915	13,107	16,808	56%	1,830	8,204	1,051	201	201	128	-	41,530
ADMINISTRATION	6,392	1,404	4,988	78%	3,557	2,000	2,000	2,000	2,000	2,000	-	19,949
COUNTY EXECUTIVE	634	634	-	0%	-	-	-	-	-	-	-	634
	\$680,152	\$136,426	\$543,726	80%	\$48,223	\$79,361	\$52,037	\$45,278	\$46,802	\$41,078	\$157,950	\$1,150,881
BONDS	\$539,392	-	-		\$36,370	\$64,656	\$43,108	\$36,796	\$39,040	\$33,510	\$157,950	\$950,822
FEDERAL	4,532	-	-		-	-	-	-	-	-	-	\$4,532
STATE	33,334	-	-		5,139	4,969	6	6	6	6	-	\$43,466
GENERAL FUND	22,325	-	-		5,723	6,753	6,408	6,039	5,750	5,680	-	\$58,678
SEWER FUND	7,016	-	-		2,241	2,883	2,415	2,337	1,906	1,782	-	\$20,580
OTHER	73,553	-	-		(1,250)	100	100	100	100	100	-	\$72,803
TOTAL - PROJECT FUNDING	\$680,152	\$0	\$0		\$48,223	\$79,361	\$52,037	\$45,278	\$46,802	\$41,078	\$157,950	\$1,150,881

FY 2019 Capital Budget by Department and Project

Public Works

Sewer/Stormwater

Airport Road System Rehabilitation	\$ 1,750,000	Pump Station Rehabilitation	1,200,000
Asset Management	150,000	Richardson Park Pump Station Upgrade	500,000
Brandywine Hundred South Rehabilitation Phase I	2,000,000	Richardson Park System Rehabilitation	500,000
Christina River Force Main	2,350,000	Sewer Fleet Equipment	2,060,769
Delaware City Industrial Sewer Expansion	(6,500,000)	Sewer Repairs and Rehabilitation II	1,000,000
DeIDOT Coordination Project II	1,000,000	Southern Sewer Service Area	2,500,000
Edgemoor System Rehabilitation	1,000,000	SR 72 Sewer Extension	1,000,000
General Sewer Improvements	700,000	Stoney Creek Basin Rehabilitation	1,000,000
General Stormwater Improvements	180,000	Stormwater Basin Renovation II	1,500,000
Glasgow Area Sewer Improvements	800,000	Terminal Avenue System Rehabilitation	1,000,000
Holloway Terrace Outfall	600,000	Water Farm 1 System Rehabilitation	500,000
Lea Earra Farms Treatment Plant Closure	750,000	Water Quality Improvement Plans	100,000
Market Street System Rehabilitation	325,000	White Clay System Rehabilitation	2,750,000
North Delaware Interceptor System	4,500,000	Wilmington System Rehabilitation	500,000
Port Penn System Rehabilitation	250,000		
Public Works Complex	1,500,000		
		Total Sewer/Stormwater	\$ 27,465,769

FY 2019 Capital Budget by Department and Project

Public Works (continued)

Facilities/Equipment

Building Rehabilitation	\$ 500,000
City/County Building Rehabilitation	500,000
Fleet Equipment	5,086,246
Garage Renovations	950,000
Security	500,000
Vehicle Lift System	40,000

Total Facilities/Equipment **\$ 7,576,246**

Parks

Brandywine Springs Park Rehabilitation	\$ 450,000
Game Court Improvements	175,000
General Parkland Improvements	1,000,000
Historic Structure Rehabilitation	500,000
Jester Walking Path	300,000
Middle Run Valley Bicycle Skills Area	170,000
Pavilion Renovations	225,000
Play Area Improvements	460,000
Southern Regional Park	500,000

Total Parks **\$ 3,780,000**

Total Public Works **\$ 38,822,015**

Community Services

Library Facilities

Southern Library	\$ 4,013,750
Total Community Services	\$ 4,013,750

Public Safety

Emergency Communications Center

800 MgHz Communications Equipment	\$ 1,500,000
-----------------------------------	--------------

Law Enforcement

Crime Fighting Platform	32,000
Crime Lab	(90,000)
Police Range	(250,000)
Public Safety Equipment	378,000
Public Safety Vest Protection Program	105,000
SWAT Armored Vehicle	155,000
Total Public Safety	\$ 1,830,000

Administration

Information Systems Expansion II	\$ 3,500,000
Strategic Technology Fund	57,000
Total Administration	\$ 3,557,000

TOTAL FY 2019 CAPITAL BUDGET **\$ 48,222,765**

Specific Capital Projects By Council District (in thousands)

<p>District #1: (Councilman Woods)</p> <p>Airport Road System Rehab (20% District 1,6,7,11,12) 350</p> <p>Richardson Park Pump Station Upgrade 500</p> <p>Richardson Park System Rehab (33.3% District 1,2,9) 167</p> <p>White Clay System Rehab (20% District 1,2,3,5,9) 550</p> <p>Wilmington System Rehab (25% District 1,2,8,10) <u>125</u></p> <p style="text-align: right;">Total 1,692</p>	<p>District #8: (Councilman Cartier)</p> <p>Brandywine Hundred S Rehab Phase I (50% District 2,8) 1,000</p> <p>Edgemoor System Rehab (33.3% District 2,4,8) 333</p> <p>Historic Structure Rehab (50% District 2,8) 250</p> <p>North Delaware Interceptor System 4,500</p> <p>Stoney Creek Basin Rehab (50% District 2,8) 500</p> <p>Wilmington System Rehab (25% District 1,2,8,10) <u>125</u></p> <p style="text-align: right;">Total 6,708</p>
<p>District #2: (Councilman Weiner)</p> <p>Brandywine Hundred S Rehab Phase I (50% District 2,8) 1,000</p> <p>Edgemoor System Rehab (33.3% District 2,4,8) 333</p> <p>Historic Structure Rehab (50% District 2,8) 250</p> <p>Jester Walking Path 300</p> <p>Richardson Park System Rehab (33.3% District 1,2,9) 167</p> <p>Stoney Creek Basin Rehab (50% District 2,8) 500</p> <p>White Clay System Rehab (20% District 1,2,3,5,9) 550</p> <p>Wilmington System Rehab (25% District 1,2,8,10) <u>125</u></p> <p style="text-align: right;">Total 3,225</p>	<p>District #9: (Councilman Sheldon)</p> <p>Brandywine Springs Park Rehab 450</p> <p>Middle Run Valley Bicycle Skills Area 170</p> <p>Richardson Park System Rehab (33.3% District 1,2,9) 166</p> <p>White Clay System Rehab (20% District 1,2,3,5,9) <u>550</u></p> <p style="text-align: right;">Total 1,336</p>
<p>District #3: (Councilwoman Kilpatrick)</p> <p>White Clay System Rehab (20% District 1,2,3,5,9) <u>550</u></p> <p style="text-align: right;">Total 550</p>	<p>District #10: (Councilman Street)</p> <p>City/County Building Rehab 500</p> <p>Holloway Terrace Outfall 600</p> <p>Market Street System Rehab (50% District 7,10) 163</p> <p>Terminal Avenue System Rehab (25% District 6,7,10,12) 250</p> <p>Wilmington System Rehab (25% District 1,2,8,10) <u>125</u></p> <p style="text-align: right;">Total 1,638</p>
<p>District #4: (Councilman Hollins)</p> <p>Edgemoor System Rehab (33.3% District 2,4,8) <u>334</u></p> <p style="text-align: right;">Total 334</p>	<p>District #11: (Councilman Tackett)</p> <p>Airport Road System Rehab (20% District 1,6,7,11,12) 350</p> <p>Glasgow Area Sewer Improvements <u>800</u></p> <p style="text-align: right;">Total 1,150</p>
<p>District #5: (Councilwoman Diller)</p> <p>White Clay System Rehab (20% District 1,2,3,5,9) <u>550</u></p> <p style="text-align: right;">Total 550</p>	<p>District #12: (Councilman Bell)</p> <p>Airport Road System Rehab (20% District 1,6,7,11,12) 350</p> <p>Delaware City Industrial Sewer Expansion (6,500)</p> <p>Lea Earra Farms Treatment Plant Closure 750</p> <p>Port Penn System Rehab 250</p> <p>Southern Library (50% District 6,12) 2,007</p> <p>Southern Regional Park (50% District 6,12) 250</p> <p>Southern Sewer Service Area (50% District 6,12) 1,250</p> <p>SR 72 Sewer Extension 1,000</p> <p>Terminal Avenue System Rehab (25% District 6,7,10,12) 250</p> <p>Water Farm 1 System Rehab (50% District 6,12) <u>250</u></p> <p style="text-align: right;">Total (143)</p>
<p>District #6: (Councilman Powers, Jr.)</p> <p>Airport Road System Rehab (20% District 1,6,7,11,12) 350</p> <p>Southern Library (50% District 6,12) 2,007</p> <p>Southern Regional Park (50% District 6,12) 250</p> <p>Southern Sewer Service Area (50% District 6,12) 1,250</p> <p>Terminal Avenue System Rehab (25% District 6,7,10,12) 250</p> <p>Water Farm 1 System Rehab (50% District 6,12) <u>250</u></p> <p style="text-align: right;">Total 4,357</p>	<p>District #7: (Councilman Smiley)</p> <p>Airport Road System Rehab (20% District 1,6,7,11,12) 350</p> <p>Garage Renovations 950</p> <p>Market Street System Rehab (50% District 7,10) 162</p> <p>Public Works Complex 1,500</p> <p>Terminal Avenue System Rehab (25% District 6,7,10,12) 250</p> <p>Vehicle Lift System <u>40</u></p> <p style="text-align: right;">Total 3,252</p>
<p>SUBTOTAL 24,649</p>	

Capital Projects All Districts (in thousands)

All Districts:

800 MgHz Communications Equipment	1,500	Police Range	(250)
Asset Management	150	Public Safety Equipment	378
Building Rehab	500	Public Safety Vest Protection Program	105
Christina River Force Main	2,350	Pump Station Rehab	1,200
Crime Fighting Platform	32	Security	500
Crime Lab	(90)	Sewer Fleet Equipment	2,061
DeIDOT Coordination Project II	1,000	Sewer Repairs & Rehab II	1,000
Fleet Equipment	5,086	Stormwater Basin Renovation II	1,500
Game Court Improvements	175	Strategic Technology Fund	57
General Parkland Improvements	1,000	SWAT Armored Vehicle	155
General Sewer Improvements	700	Water Quality Improvement Plans	100
General Stormwater Improvements	180	SUBTOTAL	23,574
Information Systems Expansion II	3,500		
Pavilion Renovations	225		
Play Area Improvements	460	GRAND TOTAL	48,223

Summary of Anticipated Projects to be Completed by Fiscal Year

DEPARTMENT/PROJECTS

	FY 2018	FY2019	FY2020	FY2021
Sewer		Delaware City Treatment Plant Rehabilitation Holloway Terrace Outfall Mill Creek Interceptor Relief Naamans Pump Station Upgrade SR 72 Sewer Extension	Brandywine Hundred North Rehabilitation Phase I Brandywine Interceptor Renovation Christiana Pump Station Upgrade Glasgow Area Sewer Improvements Kirkwood Trunkline Interceptor Muddy-6 Trunkline Improvements Public Works Complex Turkey Run Interceptor Rehabilitation	Brandywine Hundred South Rehabilitation Phase I Delaware City Industrial Sewer Expansion Lea Earra Farms Treatment Plant Closure Richardson Park Pump Station Upgrade Septage Receiving Station Upgrade
Stormwater		Stormwater Mitigation Projects		
Facilities/Equipment			Garage Renovations Government Center Parking Lot PAL Building Rehabilitation	
Parks		Delcastle Park Electrical Infrastructure Upgrade Innovation District Tri-Park Rehabilitation	Carousel Park Delcastle Parking Renovations Glasgow Regional Park Maintenance Jester Walking Path Middle Run Valley Bicycle Skills Area Rockwood Park	District Park #5 Historic Structure Rehabilitation Southern Regional Park
Libraries	Claymont Library	Route 9 Community Library		
Public Safety	Pulse Point Westover Hills Trailer	SWAT Armored Vehicle CloudView Crime Lab Public Safety Building Renovations	Crime Fighting Platform	

Projects Sunset FYE 2018

Public Safety

141611	PulsePoint	Complete
141715	Westover Hills Trailer	Deleted

FY 2019 Capital Investments

Sewer/Stormwater - \$52.2M

- **North Delaware Interceptor System**
 - Replacement of Governor Printz Interceptor
- **Brandywine Hundred South Rehabilitation**
 - Replacement of Bringhurst Woods Interceptor
 - Continuation of several Secretary's Order projects
- **Richardson Park Pump Station Upgrade**
 - Construction of Phase 1 of the pump station replacement
 - Design of Phase 2 of the pump station replacement
- **Southern Sewer Service Area**
 - Construction of Mount Pleasant Interceptor
 - Construction of East Wing FM
- **White Clay System Rehabilitation**
 - Minor sewer repairs in several targeted areas
- **Airport Road System Rehabilitation**
 - Evaluation of South Christiana Interceptor
 - Minor sewer repairs in several targeted areas
- **Edgemoor System Rehabilitation**
 - Minor sewer repairs in several targeted areas
 - Pipe lining of I-95 crossings
- **Lea Earra Farms Treatment Plant Closure**
 - Construction of Lea Earra Farms Force Main
 - Design and demolition of Lea Earra Farms Treatment Plant
- **Pump Station Rehabilitation**
 - Rehabilitation of several pump stations
 - Replacement of Cavaliers Force Main

FY 2019 Capital Investments

Sewer/Stormwater \$52.2M - (Continued)

- **Public Works Complex**
 - Construction of Sewer Vac Truck Building
- **Holloway Terrace Outfall Replacement**
 - Design and replacement of trunkline
- **Christina River Force Main**
 - Completion of long term replacement plan
 - Condition assessment
 - Location and protection measures
- **Turkey Run Interceptor Rehabilitation**
 - Construction of trunkline replacement and rehabilitation
- **Brandywine Interceptor Renovation**
 - Design of interceptor replacement
 - Manhole rehabilitation
- **Septage Receiving Station Upgrade**
 - Design/Construction of upgrades to existing facility
- **SR 72 Sewer Extension**
 - Coordination of sewer expansion with DelDOT
- **DelDOT Coordination**
 - Continued coordination of pipe replacement and DelDOT re-paving schedule
- **Sewer Repairs and Rehabilitation**
 - Design and construction of unplanned sewer repairs/rehabilitation
- **Terminal Avenue System Rehabilitation**
 - Minor sewer repairs in several targeted areas
 - Replacement of manholes near Buena Vista

FY 2019 Capital Investments

Public Safety - \$4.3M

- New Southern Paramedic Station
- Upgrades to fire company paging infrastructure for 800 MHz compliance
- Communications Infrastructure Upgrades
- SWAT Armored Vehicle

Public Safety (Cash) - \$6.2M

- 48 New Police Vehicles
- 13 New Paramedic Vehicles
- Public Safety Equipment
- Police and EMS Protection Vests

FY 2019 Capital Investments

Parks - \$8.8M

- Rockwood Park
 - Mansion / Wintergarden / Cottage / Conservatory / Porter's Lodge - Exterior woodwork and carpentry
 - Mansion / Wintergarden / Cottage – General trades

- General Parkland Improvements
 - Banning Park - Soccer field turf and baseball field regrading
 - Lewden Green - Parking lot
 - Carousel - Roadway drainage
 - Delcastle Quad - Drainage

- Glasgow Regional Park
 - Complete storm water infrastructure
 - Maintenance Base Construction

- Southern Regional Park

- Jester Walking Path
 - Paved loop trail/part of the “Safe Routes to School Program” connected to Hanby Elementary School

FY 2019 Capital Investments

Parks \$8.8M - (Continued)

- Greenway Systems
 - Construct Mill Creek Greenway from Mendenhall Mill Road to Camp Wright
 - Planning/design of priority pathways projects
 - Small pathway connections (Bonsall Park, Talley Day Park)

- Play Area Improvements
 - Hann, DelPark Manor, Pencader, Powell Ford, Willow Run, Kings Croft
 - New Play Area at Rockwood

- Other Park Projects
 - Brandywine Springs Rehabilitation; Pavilion Renovations; Historic Structure Rehabilitation; Middle Run Valley Reforestation; Game Court Improvements; Delcastle Park Electrical Infrastructure Upgrades

Other - \$1M

- Farmland Preservation


FY 2019 Capital Investments

Libraries - \$2M

- Southern Regional Library – Site selection and design

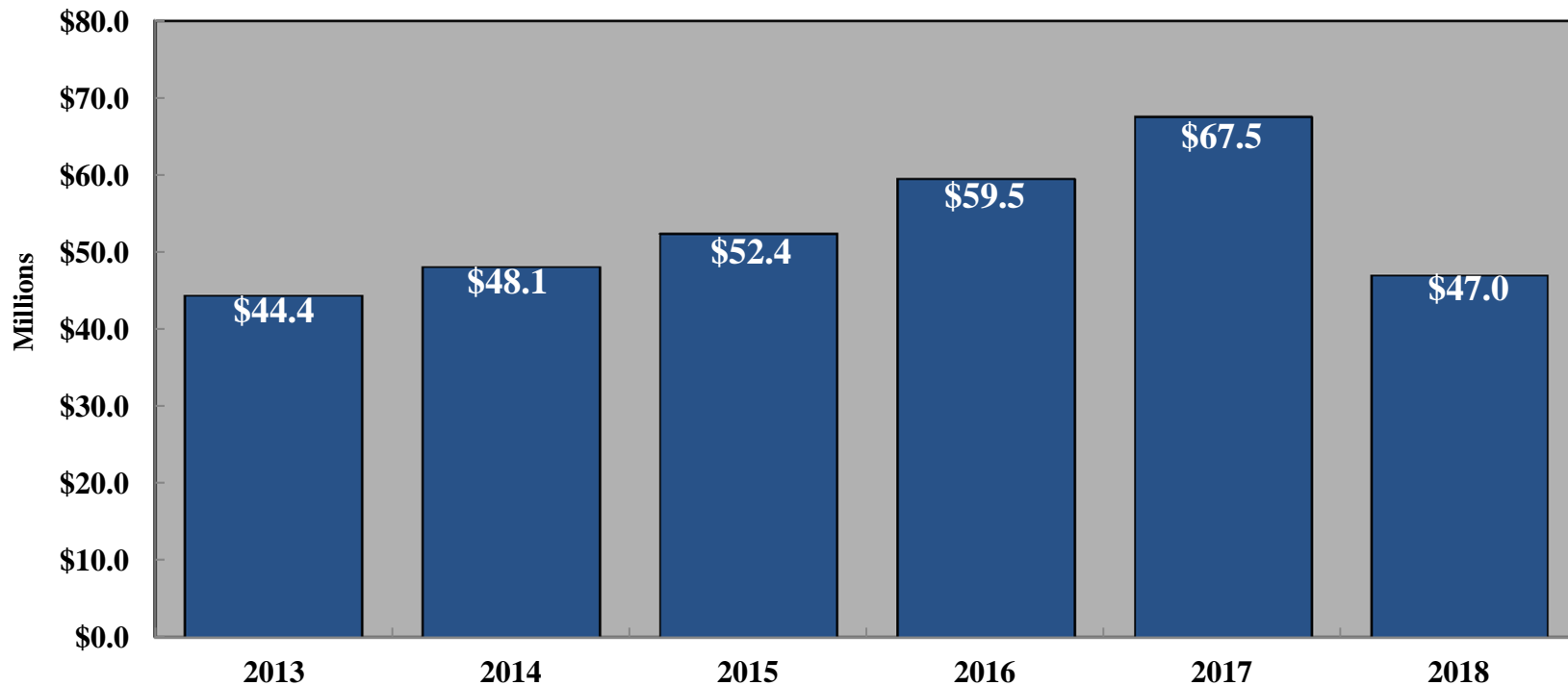
Countywide Infrastructure - \$10.1M

- Security - Upgrade security infrastructure at Public Safety Building
- Technology - Replace financial system and technology enhancements
- Building Rehabilitation
 - Churchman's - Electrical infrastructure and phone system upgrades
 - City/County Building - HVAC/electrical upgrades; restroom upgrades; elevator upgrades; piping replacement; ceiling upgrades
 - Garage Renovations - Electrical system upgrade at Public Works Garage
 - Government Center - Upgrades
 - Public Safety Building - Upgrade/replace HVAC system for 911 area



Appendix

Expenditure Activity for Fiscal Years 2013 – 2018 By Program



	FY 2013	FY 2014	FY 2015	FY 2016	FY 2017	FY 2018	Total
Executive	0.0	0.0	0.0	0.0	0.0	0.0	0.0
Sewer/Stormwater	29.3	32.2	31.6	32.5	28.4	22.3	176.3
Facilities/Equipment	1.0	5.3	8.0	8.2	11.6	9.7	43.8
Parks	1.5	2.6	2.4	7.3	5.5	1.2	20.5
Information Systems	1.0	2.2	1.4	1.6	2.4	4.6	13.2
Public Safety	1.1	3.8	5.9	4.2	4.7	1.6	21.3
Community Services	10.5	2.0	3.1	5.7	14.9	7.6	43.8
Total	44.4	48.1	52.4	59.5	67.5	47.0	318.9

FY 2019 Proposed Capital Program and Budget Summary

(in thousands)

DEPARTMENT/PROJECTS	Budget Book pg#	Prior Authorization*	Available Balance*	Request FY 2019	FY 2020	FY 2021	FY 2022	FY 2023	FY 2024	Balance to Complete	Total Cost
Public Safety	88	29,915	13,107	1,830	8,204	1,051	201	201	128	-	41,530
Sewer	36	412,862	62,466	25,686	39,698	32,136	27,685	29,489	23,634	157,650	748,840
Stormwater	36	23,703	2,085	1,780	1,960	1,968	1,978	1,988	1,988	-	35,365
Facilities & Equipment	35	52,602	17,159	7,576	8,797	7,957	7,989	7,649	7,653	300	100,523
Landfill	35	900	264	-	-	-	-	-	-	-	900
Parks	35	103,179	29,994	3,780	9,225	6,925	5,425	5,475	5,675	-	139,684
Administration	98	6,392	1,404	3,557	2,000	2,000	2,000	2,000	2,000	-	19,949
Community Services	85	49,965	9,313	4,014	9,477	-	-	-	-	-	63,456
Executive	101	634	634	-	-	-	-	-	-	-	634
Total 2019 Request		680,152	136,426	48,223	79,361	52,037	45,278	46,802	41,078	157,950	1,150,881

Capital Project Fund	243,587	20,757	37,703	17,933	15,615	15,325	15,456	300	366,676
Sewer Project Fund	436,565	27,466	41,658	34,104	29,663	31,477	25,622	157,650	784,205

*As of 2/28/2018

FY 2019 Proposed Capital Program and Budget Summary (in thousands)

DEPARTMENT/PROJECTS	Budget Book pg#	Prior Authorization*	Available Balance*	Request FY 2019	FY 2020	FY 2021	FY 2022	FY 2023	FY 2024	Balance to Complete	Total Cost
Public Safety											
Computer System	90	3,352	448	-	-	-	-	-	-	-	3,352
Communications Upgrade	90	2,100	680	-	500	500	-	-	-	-	3,100
800 MghZ Communications Equip	91	4,500	1,430	1,500	1,500	-	-	-	-	-	7,500
EMS Stations	92	8,495	6,196	-	-	-	-	-	-	-	8,495
Police Range	93	950	576	(250)	5,653	-	-	-	-	-	6,353
Crime Fighting Platform	93	564	127	32	-	-	-	-	-	-	596
SWAT Armored Vehicle	94	105	105	155	-	-	-	-	-	-	260
CloudView	94	76	-	-	-	-	-	-	-	-	76
Public Safety Equipment	95	1,299	187	378	423	423	73	73	-	-	2,669
Crime Lab	95	90	90	(90)	-	-	-	-	-	-	-
Public Safety Vest Protection Program	96	600	108	105	128	128	128	128	128	-	1,345
Public Safety Building Renovations	97	7,784	3,160	-	-	-	-	-	-	-	7,784
Total Public Safety:		29,915	13,107	1,830	8,204	1,051	201	201	128	-	41,530

*As of 2/28/18

FY 2019 Proposed Capital Program and Budget Summary (in thousands)

DEPARTMENT/PROJECTS	Budget Book pg#	Prior Authorization*	Available Balance*	Request FY 2019	FY 2020	FY 2021	FY 2022	FY 2023	FY 2024	Balance to Complete	Total Cost
SEWER											
Mill Creek Interceptor Relief	60	3,050	381	-	-	-	-	-	-	-	3,050
Kirkwood Trunkline Interceptor	60	5,100	2,009	-	-	-	-	-	-	-	5,100
Brandywine Interceptor Renovation	61	1,750	890	-	-	-	-	-	-	20,000	21,750
Muddy-6 Trunkline Improvements	61	2,600	2,450	-	-	-	-	-	-	-	2,600
Backwater Valve Improvement	62	1,100	145	-	100	100	100	100	100	-	1,600
Holloway Terrace Outfall	62	1,000	981	600	-	-	-	-	-	-	1,600
SR 72 Sewer Extension	63	-	-	1,000	-	-	-	-	-	-	1,000
General Sewer Improvements	64	4,675	200	700	720	730	740	750	760	-	9,075
Glasgow Area Sewer Improvements	64	900	686	800	-	-	-	-	-	-	1,700
Sewer Fleet Equipment	65	6,347	1,441	2,061	2,703	2,228	2,139	1,699	1,574	-	18,751
Pump Station Rehabilitation	66	12,363	364	1,200	1,200	1,400	1,200	1,400	1,400	-	20,163
Naamans Pump Station Upgrade	66	1,200	48	-	-	-	-	-	-	-	1,200
Christiana Pump Station Upgrade	67	1,000	632	-	-	-	-	-	-	-	1,000
Electrical Power Distribution Upgrade	67	2,250	328	-	-	-	-	-	-	-	2,250
Richardson Park Pump Station Upgrade	68	8,000	442	500	5,000	-	-	-	-	-	13,500
Christina River Force Main	68	15,675	403	2,350	2,500	2,500	2,500	2,000	2,500	100,000	130,025

*As of 2/28/18

FY 2019 Proposed Capital Program and Budget Summary (in thousands)

DEPARTMENT/PROJECTS	Budget Book pg#	Prior Authorization*	Available Balance*	Request FY 2019	FY 2020	FY 2021	FY 2022	FY 2023	FY 2024	Balance to Complete	Total Cost
Sewer (cont)											
Delaware City Industrial Sewer Expansion	69	7,000	6,823	(6,500)	3,500	3,000	-	-	-	-	7,000
Brandywine Hundred North Rehabilitation Phase I	70	86,398	1,759	-	-	-	-	-	-	-	86,398
Public Works Complex	70	5,250	2,542	1,500	-	-	-	-	-	-	6,750
Brandywine Hundred South Rehabilitation Phase I	71	73,834	2,021	2,000	2,250	-	-	-	-	-	78,084
Asset Management	71	4,400	120	150	-	-	-	-	-	-	4,550
Turkey Run Interceptor Rehabilitation	72	4,550	1,813	-	-	-	-	-	-	-	4,550
North Delaware Interceptor System	72	58,172	15,702	4,500	-	-	-	-	-	5,900	68,572
DelDOT Coordination Project II	73	4,000	1,243	1,000	1,000	1,000	1,000	1,000	1,000	-	10,000
Sewer Repairs & Rehabilitation II	73	6,600	995	1,000	1,000	1,000	1,000	1,000	1,000	-	12,600
Stoney Creek Basin Rehabilitation	74	250	176	1,000	500	-	-	-	-	3,500	5,250
Airport Road System Rehabilitation	74	3,110	2,668	1,750	3,623	3,602	3,742	3,672	2,500	-	21,999
Market Street System Rehabilitation	75	871	368	325	362	404	438	600	500	-	3,500
Richardson Park System Rehab.	75	2,860	984	500	1,120	1,413	1,570	1,769	1,400	-	10,632
Delaware City System Rehabilitation	76	500	499	-	-	-	250	300	250	-	1,300
Terminal Avenue System Rehab.	76	4,193	2,785	1,000	2,105	2,347	2,549	3,000	2,200	-	17,394

*As of 2/28/18

FY 2019 Proposed Capital Program and Budget Summary (in thousands)

DEPARTMENT/PROJECTS	Budget Book pg#	Prior Authorization*	Available Balance*	Request FY 2019	FY 2020	FY 2021	FY 2022	FY 2023	FY 2024	Balance to Complete	Total Cost
Sewer (cont)											
Edgemoor System Rehabilitation	77	3,550	379	1,000	2,864	2,879	2,509	3,000	2,500	-	18,302
Port Penn System Rehabilitation	77	150	-	250	-	-	100	100	-	-	600
White Clay System Rehabilitation	78	3,970	955	2,750	5,442	6,186	6,373	6,599	4,200	-	35,520
Wilmington System Rehabilitation	78	1,149	425	500	476	533	558	1,000	750	-	4,966
Water Farm 1 System Rehabilitation	79	1,475	1,076	500	733	814	917	1,500	1,000	-	6,939
Delaware City Treatment Plant Rehabilitation	80	5,300	626	-	-	-	-	-	-	-	5,300
Septage Receiving Station Upgrade	80	1,600	1,234	-	-	-	-	-	-	-	1,600
Lea Eara Farms Treatment Plant Closure	81	2,500	2,452	750	2,000	-	-	-	-	-	5,250
Southern Sewer Service Area	81	64,170	3,421	2,500	500	2,000	-	-	-	28,250	97,420
Total Sewer		412,862	62,466	25,686	39,698	32,136	27,685	29,489	23,634	157,650	748,840

*As of 2/28/18

FY 2019 Proposed Capital Program and Budget Summary (in thousands)

DEPARTMENT/PROJECTS	Budget Book pg#	Prior Authorization*	Available Balance*	Request FY 2019	FY 2020	FY 2021	FY 2022	FY 2023	FY 2024	Balance to Complete	Total Cost
Stormwater											
Countywide Drainage Problems	82	335	252	-	-	-	-	-	-	-	335
New Castle Conservation District	82	-	-	-	180	180	180	180	180	-	900
Stormwater Mitigation Projects	83	17,799	625	-	-	-	-	-	-	-	17,799
General Stormwater Improvements	83	669	161	180	180	188	198	208	208	-	1,831
Stormwater Basin Renovation II	84	4,900	1,047	1,500	1,500	1,500	1,500	1,500	1,500	-	13,900
Water Quality Improvement Plans	84	-	-	100	100	100	100	100	100	-	600
Total Stormwater		23,703	2,085	1,780	1,960	1,968	1,978	1,988	1,988	-	35,365

*As of 2/28/18

FY 2019 Proposed Capital Program and Budget Summary (in thousands)

DEPARTMENT/PROJECTS	Budget Book pg#	Prior Authorization*	Available Balance*	Request FY 2019	FY 2020	FY 2021	FY 2022	FY 2023	FY 2024	Balance to Complete	Total Cost
Facilities/Equipment											
Fleet Equipment	37	17,599	2,772	5,086	5,707	5,362	5,344	5,054	5,058	-	49,210
Building Rehabilitation	38	10,320	2,652	500	2,000	2,000	2,000	2,000	2,000	-	20,820
Government Center Parking Lot	38	1,904	1,754	-	-	-	-	-	-	-	1,904
Vehicle Lift System	39	456	131	40	40	95	95	95	95	-	916
City/County Building Rehabilitation	39	2,435	1,284	500	-	-	-	-	-	-	2,935
Garage Renovations	40	2,550	2,395	950	-	-	-	-	-	-	3,500
PAL Building Rehabilitation	40	1,156	1,156	-	-	-	-	-	-	-	1,156
Inspection of Tanks Environmental Control	41	1,756	19	-	25	-	25	-	-	-	1,806
Hazardous Substances & Asbestos Abatement	41	1,472	35	-	25	-	25	-	-	-	1,522
General Paving	42	4,947	1,894	-	500	-	-	-	-	100	5,547
General Roof Renovations	42	1,500	930	-	-	-	-	-	-	200	1,700
Security	43	6,507	2,137	500	500	500	500	500	500	-	9,507
Army Creek Landfill Upgrade	44	900	264	-	-	-	-	-	-	-	900
Total Facilities/Equipment and Landfill		53,502	17,423	7,576	8,797	7,957	7,989	7,649	7,653	300	101,423

*As of 2/28/18

FY 2019 Proposed Capital Program and Budget Summary (in thousands)

DEPARTMENT/PROJECTS	Budget Book pg#	Prior Authorization*	Available Balance*	Request FY 2019	FY 2020	FY 2021	FY 2022	FY 2023	FY 2024	Balance to Complete	Total Cost
Parks											
District Park #5	45	1,950	1,307	-	500	500	-	-	-	-	2,950
Parkland Acquisition	45	10,847	3,440	-	2,200	2,200	2,000	2,000	2,000	-	21,247
Middle Run Valley Bicycle Skills Area	46	400	317	170	100	-	-	-	-	-	670
Game Court Improvements	47	1,625	19	175	175	175	175	175	175	-	2,675
General Parkland Improvements	48	3,065	741	1,000	350	350	350	350	350	-	5,815
Greenway Systems	49	3,209	1,398	-	500	500	500	500	500	-	5,709
Jester Walking Path	49	775	721	300	-	-	-	-	-	-	1,075
Glasgow Regional Park Maintenance Base	50	2,185	1,969	-	-	-	-	-	-	-	2,185
Maintenance Base Renovations	50	3,655	1,918	-	1,500	1,500	1,500	1,750	1,750	-	11,655
Sports Lighting	51	1,425	627	-	100	100	100	100	100	-	1,925
Rockwood Park	51	3,500	1,473	-	-	-	-	-	-	-	3,500
Historic Structure Rehabilitation	52	1,000	864	500	-	-	-	-	-	-	1,500
Pavilion Renovations	52	742	452	225	225	225	225	225	225	-	2,092
Innovation District Tri-Parks Rehabilitation	53	1,000	318	-	-	-	-	-	-	-	1,000
Play Area Improvements	54	1,900	104	460	375	375	375	375	375	-	4,235
Brandywine Springs Park Rehabilitation	55	450	110	450	-	-	-	-	-	-	900

*As of 2/28/18

FY 2019 Proposed Capital Program and Budget Summary (in thousands)

DEPARTMENT/PROJECTS	Budget Book pg#	Prior Authorization*	Available Balance*	Request FY 2019	FY 2020	FY 2021	FY 2022	FY 2023	FY 2024	Balance to Complete	Total Cost
<u>Parks (cont)</u>											
Land Acquisition	55	16,247	4,469	-	-	-	-	-	-	-	16,247
Southern Regional Park	56	2,500	2,341	500	1,000	1,000	-	-	-	-	5,000
Delcastle Parking Renovations	56	1,700	1,266	-	-	-	-	-	-	-	1,700
Middle Run Valley Reforestation	57	650	242	-	200	-	200	-	200	-	1,250
Carousel Park	57	4,370	1,186	-	-	-	-	-	-	-	4,370
Glasgow Regional Park Hermitage	58	8,094	3,118	-	-	-	-	-	-	-	8,094
Delcastle Park Elect. Infrast. Upgrade	58	1,100	214	-	-	-	-	-	-	-	1,100
Glasgow Regional Park	59	30,790	1,380	-	2,000	-	-	-	-	-	32,790
Total Parks		103,179	29,994	3,780	9,225	6,925	5,425	5,475	5,675	-	139,684

*As of 2/28/18

FY 2019 Proposed Capital Program and Budget Summary (in thousands)

DEPARTMENT/PROJECTS	Budget Book pg#	Prior Authorization*	Available Balance*	Request FY 2019	FY 2020	FY 2021	FY 2022	FY 2023	FY 2024	Balance to Complete	Total Cost
<u>Community Services</u>											
Southern Library	86	7,615	7,588	4,014	9,477	-	-	-	-	-	21,106
Claymont Library	86	11,887	1,074	-	-	-	-	-	-	-	11,887
Route 9 Community Library	87	30,463	651	-	-	-	-	-	-	-	30,463
Total Community Services		49,965	9,313	4,014	9,477	-	-	-	-	-	63,456

DEPARTMENT/PROJECTS	Budget Book pg#	Prior Authorization*	Available Balance*	Request FY 2019	FY 2020	FY 2021	FY 2022	FY 2023	FY 2024	Balance to Complete	Total Cost
<u>Administration</u>											
Technology Imp. Electronic Plan Review	99	567	14	-	-	-	-	-	-	-	567
Information Systems Expansion II	99	5,825	1,390	3,500	1,500	1,500	1,500	1,500	1,500	-	16,825
Strategic Technology Fund	100	-	-	57	500	500	500	500	500	-	2,557
Total Administration		6,392	1,404	3,557	2,000	2,000	2,000	2,000	2,000	-	19,949

DEPARTMENT/PROJECTS	Budget Book pg#	Prior Authorization*	Available Balance*	Request FY 2019	FY 2020	FY 2021	FY 2022	FY 2023	FY 2024	Balance to Complete	Total Cost
Executive Capital Contingency	102	634	634	-	-	-	-	-	-	-	634
Total Executive		634	634	-	-	-	-	-	-	-	634

*As of 2/28/18

FY 2019 and FY 2020 Annual Operating Budget Impact

FY 2019 Capital Budget		Annual Operating Budget Impact			
Department	Appropriations	Personnel Service Costs	Other Operating Costs	Debt Service Costs	Total Operating Budget Impact
Public Works	\$ 38,822,015	\$ 42,631	\$ 5,895	\$ 1,709,215	\$ 1,757,741
Community Services	4,013,750	-	-	-	-
Public Safety	1,830,000	-	-	198,000	198,000
Administration	3,557,000	-	-	462,000	462,000
County Executive	-	-	-	-	-
Total	\$ 48,222,765	\$ 42,631	\$ 5,895	\$ 2,369,215	\$ 2,417,741

FY 2020 Capital Budget		Annual Operating Budget Impact			
Department	Appropriations	Personnel Service Costs	Other Operating Costs	Debt Service Costs	Total Operating Budget Impact
Public Works	\$ 59,680,146	\$ 45,614	\$ 6,235	\$ 2,816,167	\$ 2,868,016
Community Services	9,476,250	-	-	297,825	297,825
Public Safety	8,203,946	-	30,000	637,098	667,098
Administration	2,000,000	-	-	198,000	198,000
County Executive	-	-	-	-	-
Total	\$ 79,360,342	\$ 45,614	\$ 36,235	\$ 3,949,090	\$ 4,030,939

FY 2021 and FY 2022 Annual Operating Budget Impact

FY 2021 Capital Budget		Annual Operating Budget Impact			
Department	Appropriations	Personnel Service Costs	Other Operating Costs	Debt Service Costs	Total Operating Budget Impact
Public Works	\$ 48,985,864	\$ 48,821	\$ 192,085	\$ 2,265,532	\$ 2,506,438
Community Services	-	440,230	197,458	-	637,688
Public Safety	1,050,946	-	30,000	66,000	96,000
Administration	2,000,000	-	-	198,000	198,000
County Executive	-	-	-	-	-
Total	\$ 52,036,810	\$ 489,051	\$ 419,543	\$ 2,529,532	\$ 3,438,126

FY 2022 Capital Budget		Annual Operating Budget Impact			
Department	Appropriations	Personnel Service Costs	Other Operating Costs	Debt Service Costs	Total Operating Budget Impact
Public Works	\$ 43,076,779	\$ 52,224	\$ 237,451	\$ 1,944,458	\$ 2,234,133
Community Services	-	880,461	394,915	-	1,275,376
Public Safety	200,946	-	30,000	-	30,000
Administration	2,000,000	-	-	198,000	198,000
County Executive	-	-	-	-	-
Total	\$ 45,277,725	\$ 932,685	\$ 662,366	\$ 2,142,458	\$ 3,737,509